

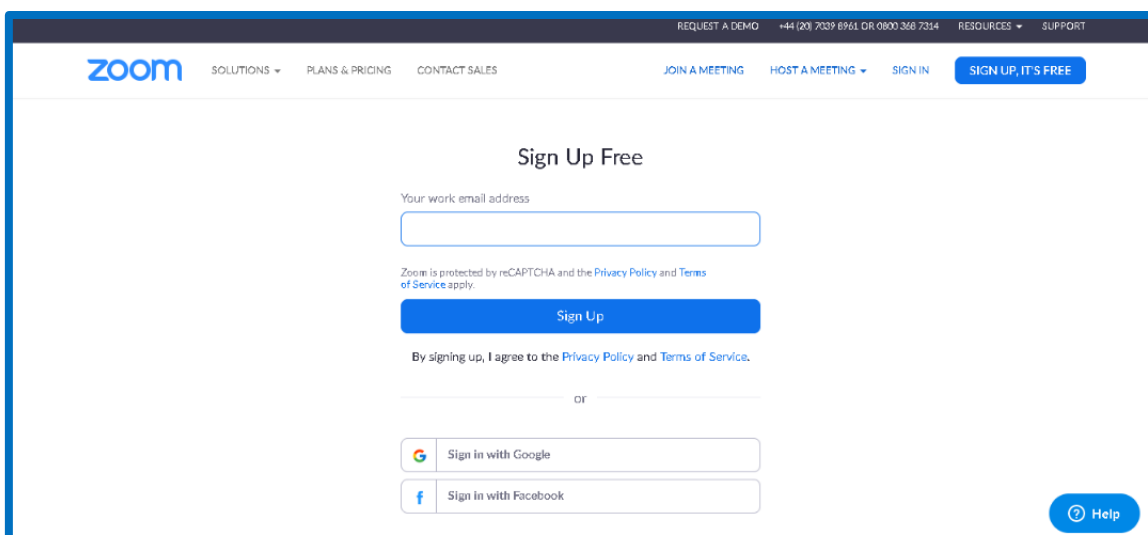
You can use Zoom without downloading anything at all if you will be using a laptop or PC – you can just click the link in the email you get from MfSF.

Being ‘ready to go’ is a really good idea though, so consider using an app if you can and download in advance. Downloading the app is free, so there’s nothing to pay and nothing to lose!

On a laptop/computer:

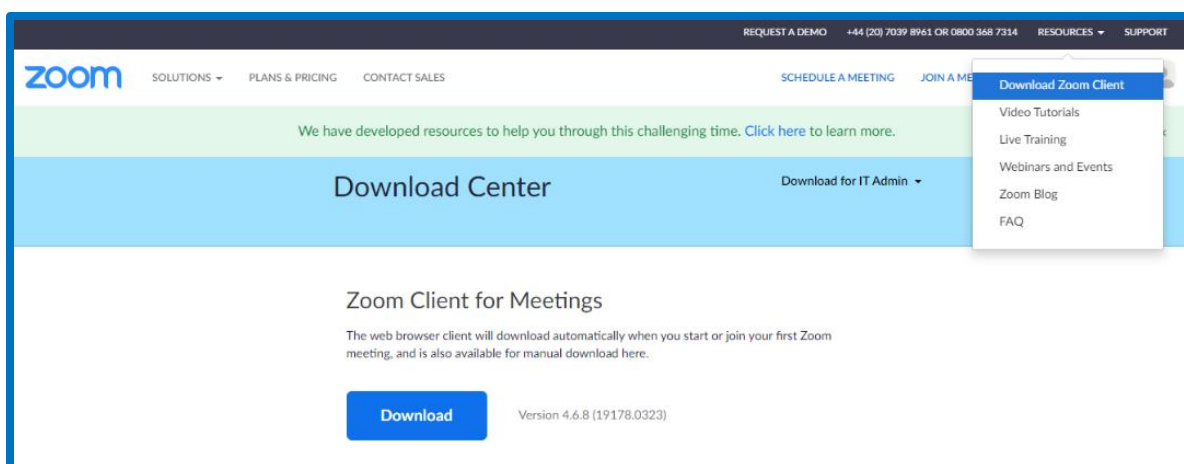
Go to zoom.us/signup

Create account using your email address, or your Google or Facebook login.



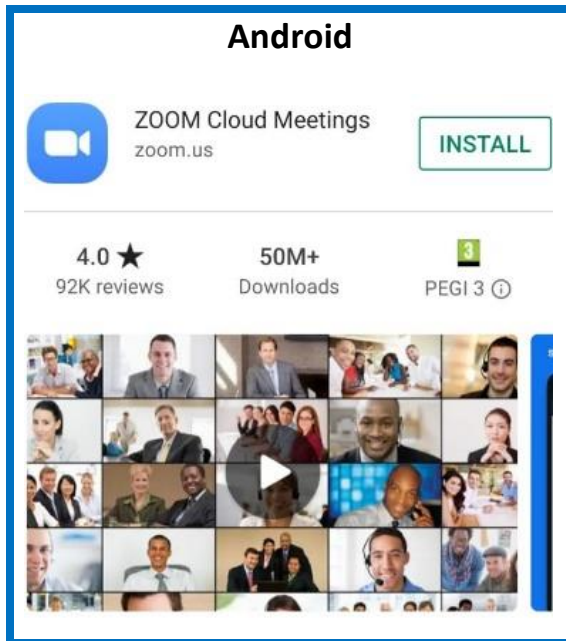
Follow the instructions that Zoom then send to you about verifying your account and creating a password.

If you are not prompted to download the Zoom Client for Meetings (this is basically an ‘App’ for your computer), you should do it manually because it makes the ‘Zooming’ easier to do:



On a phone/tablet:

Go to Google Play or the App Store and search for Zoom.



Follow the download instructions as guided by your device. It really is easy!

This first stage is that simple – you're ready to go!